

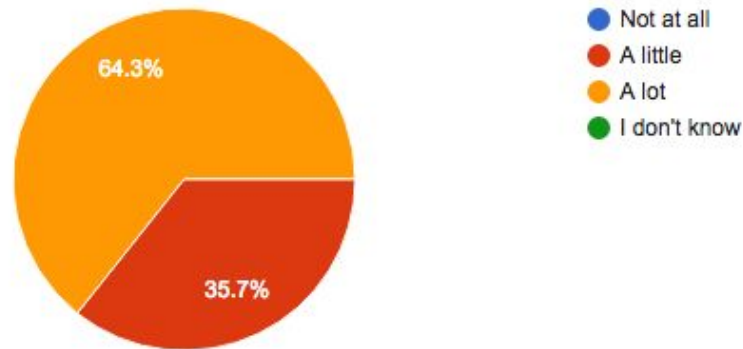
Movies for Mental Health Santa Monica College

May 11, 2017

n=19 (~30 total attendees)

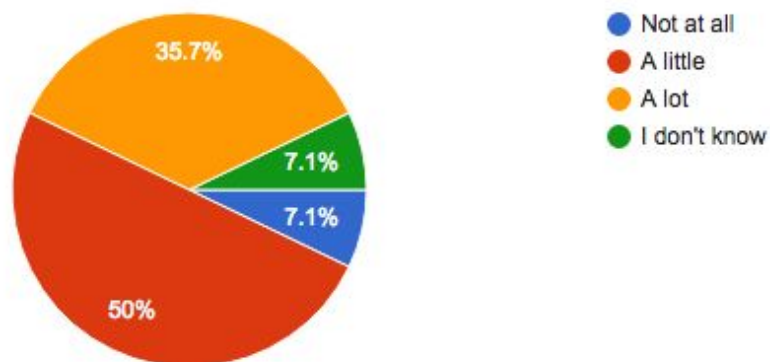
In your opinion, did this event create awareness of mental health issues?

14 responses



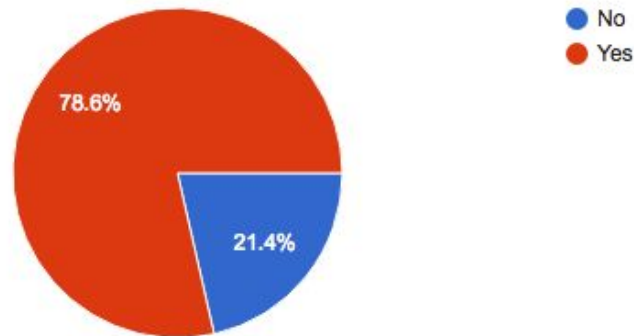
In your opinion, did this event reduce stigma related to mental illness?

14 responses



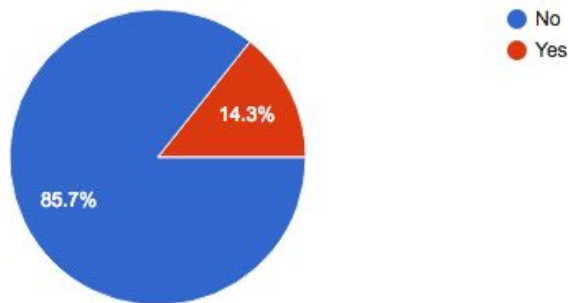
Did you know about your school's counseling services before this event?

14 responses



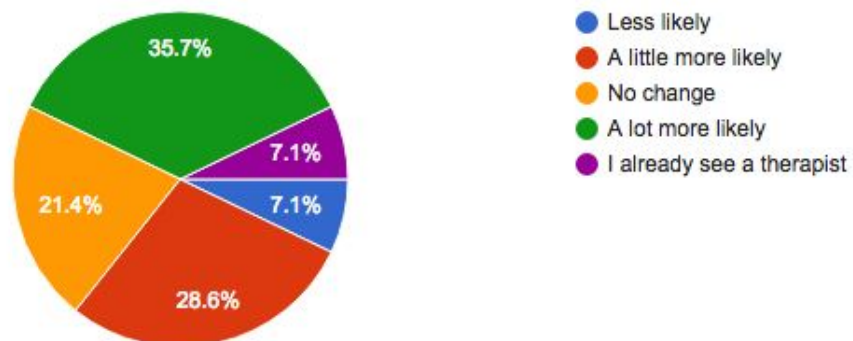
Did you know about Prop 63/ the community-based mental health resources before this event?

14 responses



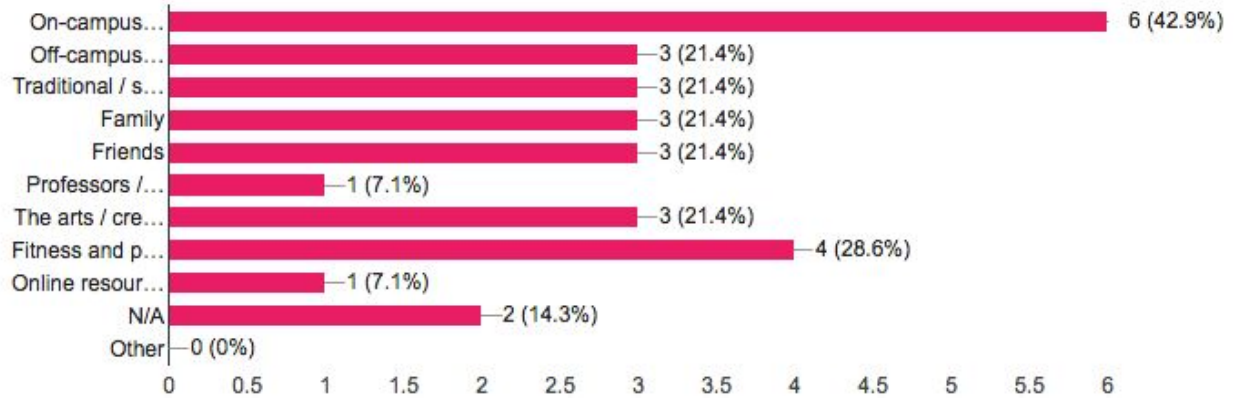
After this event, are you more or less likely to seek support for your mental health?

14 responses



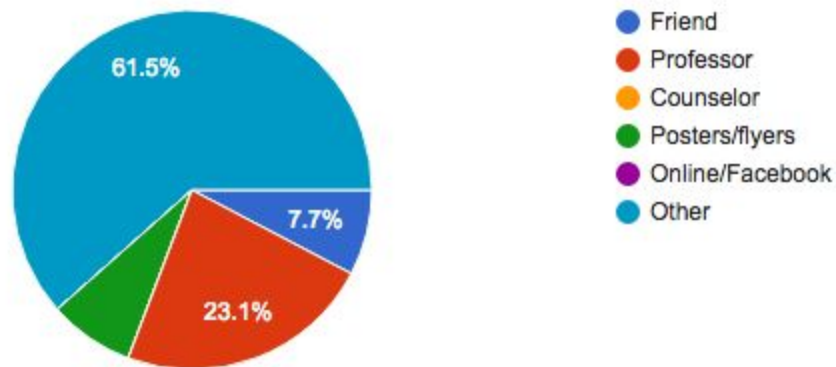
What type of mental health support do you think would be most useful to you?

14 responses



How did you hear about this event?

13 responses



What was your main takeaway?

- Wondering if this is nationwide or if SMC is special
- Search for help if you need it
- We are all in it together
- A little more awareness about mental issues
- The importance of seeking help/helping someone that goes through mental illness
- There is help, you don't have to suffer in silence.
- Seek help
- The communities of color don't talk about Mental health
- Great films/conversation
- We have resources available at COH
- MH is important to be aware of and to maintain

How would you describe this event to a friend?

- It's for college students
- Helpful
- Not bad
- Interactive, educational
- Interesting
- It is an important event where you get to think about issues that sometimes are "hidden" or forgotten.
- Informative
- Very informative
- Something helpful, it shows you what you can do to help or where you can go
- Good information
- Good
- Great importance

How can we improve this event in the future?

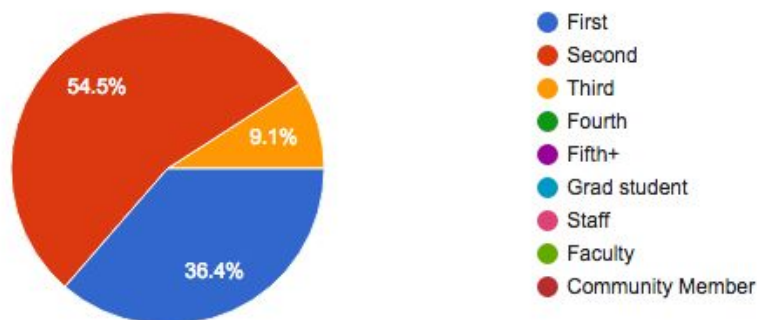
- I don't know (2)
- More seats
- Turn the lights off during the film
- None
- More food choices

Major?

- Bio
- Dentist (2)
- Psychology (2)
- Music
- Business Marketing
- Classified Employee
- Liberal Art Behavioral Science
- Office Technology

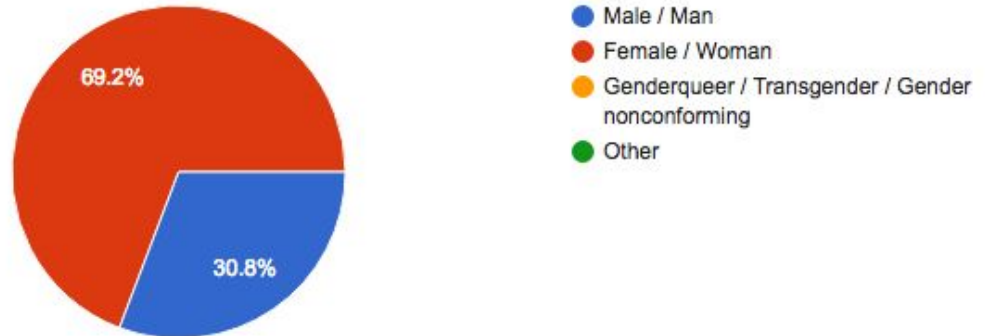
Year

11 responses



Sex/Gender

13 responses



Identifiers

Asian / Asian American	Hispanic / Latinx	White / Caucasian	Black / African / African American
1	5	4	3
8%	38%	31%	23%