




OLIVE Submission Instructions

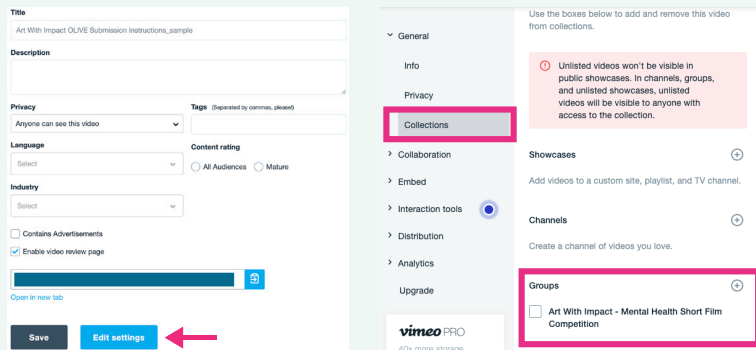
Questions not answered here can be directed to info@artwithimpact.org.
We look forward to reviewing your submission!

Uploading Your Film to Vimeo

1. Open our [Vimeo channel](#) and click the “Join this group” button on the right.

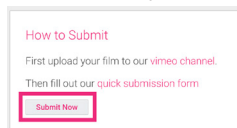


2. Hover over the “New Video” button in the upper right corner until a drop down menu appears. Click “Upload” and choose your file. Once it finishes uploading and you’ve made the necessary adjustments in the fields below, save your changes and click “Edit Settings”. Once you’re in your video’s settings, find “Collections” under the “General” menu and scroll down to “Groups”. Toggle Art With Impact’s group and save your changes.



Completing Your Submission

1. Navigate to the ‘[Submit a Film](#)’ page on our website and scroll down to the box titled ‘How to Submit’. (If you see fields for your username and password, log in or create an account, then return to this page).



1. Fill out the submission form, review, and submit. Winners are announced on the first of the month.

1 About 2 Vimeo 3 Contact info 4 Authorship 5 Terms & Conditions

6 Review & Submit

Title *

Title of your film

Date your film was completed *

mm/dd/yyyy

Date your film was completed

Description of your film (Must be 300 characters or less) *